

SWISSCO GARNET

34M ANCHOR HANDLING TUG

GENERAL DATA

Length Overall	34m
Breadth	10m
Depth / Draft	4.70m / 3.50m
GRT / NRT	393/118 (Approx.)
Registry	Singapore
Built	Delivery Oct 2014
Official Number	TBA
IMO	TBA
Call Sign	TBA
Classification	Bureau Veritas
Bollard Pull	40T (Approx.)

MAIN ENGINE / GENERATOR

Main Engine	2 x Cummins KTA50-M2 1600 BHP @1800 rpm
Main Generator	2 x Cummins China 136Kw/50Hz/415V
Gearbox	REINTJES, WAF675
Propulsion	2 x FPP with Nozzle, Ratio 1:7:476
Bow Thruster	1 x 3T Kawasaki
Max Speed	11 knots

DECK EQUIPMENT

AH/Towing Winch	1 x40T Electro Hydraulic single drum, Brake Holding 80T @ 1st layer Marine Equipment
Anchor	2 x stockless anchor with Grade U2 Stud-Link-Chain Cables
Anchor Windlass	Electro Hydraulic; 3T@12m/min
Tugger Winch	5T @10m/min
Sharkjaw/Towpin	100T SWL Smith Berger Type
Deck Crane	120T Knuckle Boom Type Max outreach 17.6m Iron fist 4.9T@17m
Stern Roller	Fitted
Storage Drum	700m x 38mm Hydraulic type

SAFETY EQUIPMENT

External Fire Fighting	1200m ³ /hr with 2 monitor
Emergency Fire Pump	Diesel driven, 20m ³ /hr @ 25m
Engine Room	CO2 Flooding System
Life Jacket	20 pax
Life Raft	2 x 20 men, SOLAS standard
Life Buoy	8 sets, SOLAS standard

NAVIGATION / COMMUNICATION EQUIPMENT

Radar	JRC JMA 2344; 64 & 48NM
GPS	JRC GPS 112
AIS	Fitted
Auto Pilot	COMNAV 2001RFC
Magnetic Compass	SAURA MR150
VHF	JRC JHS-32B
MF/ HF	JRC JSB 196GM
Echo Sounder	JRC FF50
EPIRB	JRC JQE-3A
SART	ACR 9GHZ
Speed Log	JRC, IMO standard
PA System	Phonotech SPA 1500
Search Lights	2 x 1000kW

TANK CAPACITY

Fresh Water	53.5m ³
Fuel Oil	316m ³
Lube Oil	2m ³
Ballast/Bildge	35m ³ /hr @ 30m
Fuel Oil Transfer	50m ³ /hr @ 50m head
Fresh Water Cargo	20m ³ /hr @ 20m head

ACCOMMODATION

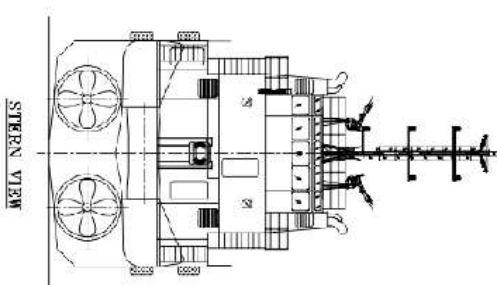
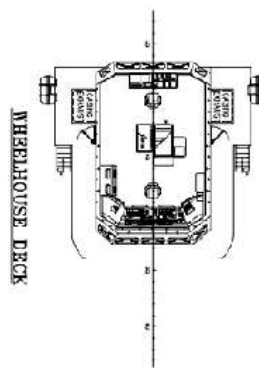
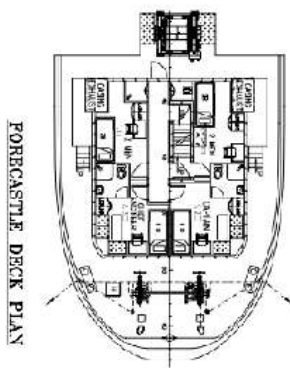
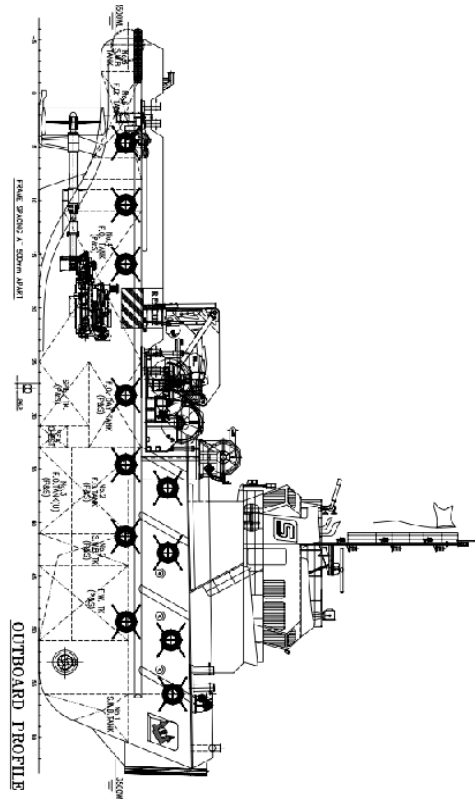
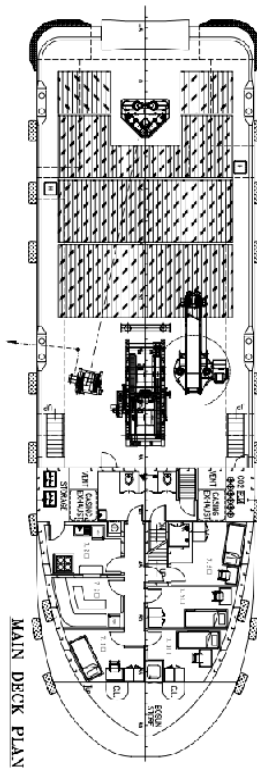
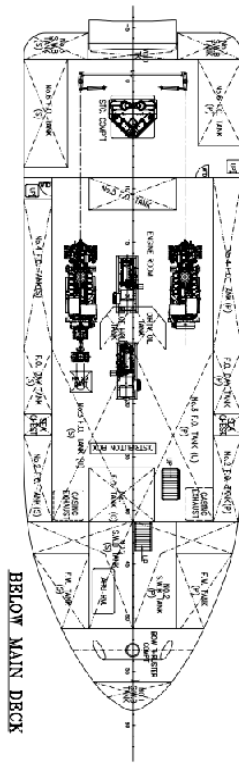
Single Cabin	2 units
2 men Cabin	3 units
4 men Cabin	2 units
Total	16 men

OTHER INFORMATION

Clear Deck Space	80.8m ²
Deck Strength	5T/m ²
Hull Number	Hull 111

SWISSCO GARNET

34M ANCHOR HANDLING TUG



PRINCIPAL DIMENSIONS

LENGTH OVERALL	34.03 M
LENGTH WATERLINE	32.53 M
BREADTH MOULDED	10.00 M
DEPTH MOULDED	4.73 M
EXTREME DRAUGHT MOULDED	5.50 M
COMPLEMENT	14 MEN
TOTAL POWER	2 X 1500BHP @ 1800RPM
TRIAL SPEED	11.0 KNOTS
BOLLARD PULL (AHEAD)	40.0 TONNES
6.5 T (APPROX.)	~399 (APPROX.)
N.B. T (APPROX.)	~133 (APPROX.)
SERVICE CLASSIFICATION	Unrestricted Service BY 11HULL MARCH TUG

*Particulars are believed to be correct but not guaranteed. All figures given are approximate only. Owners reserve the right to amend the specifications without notification.